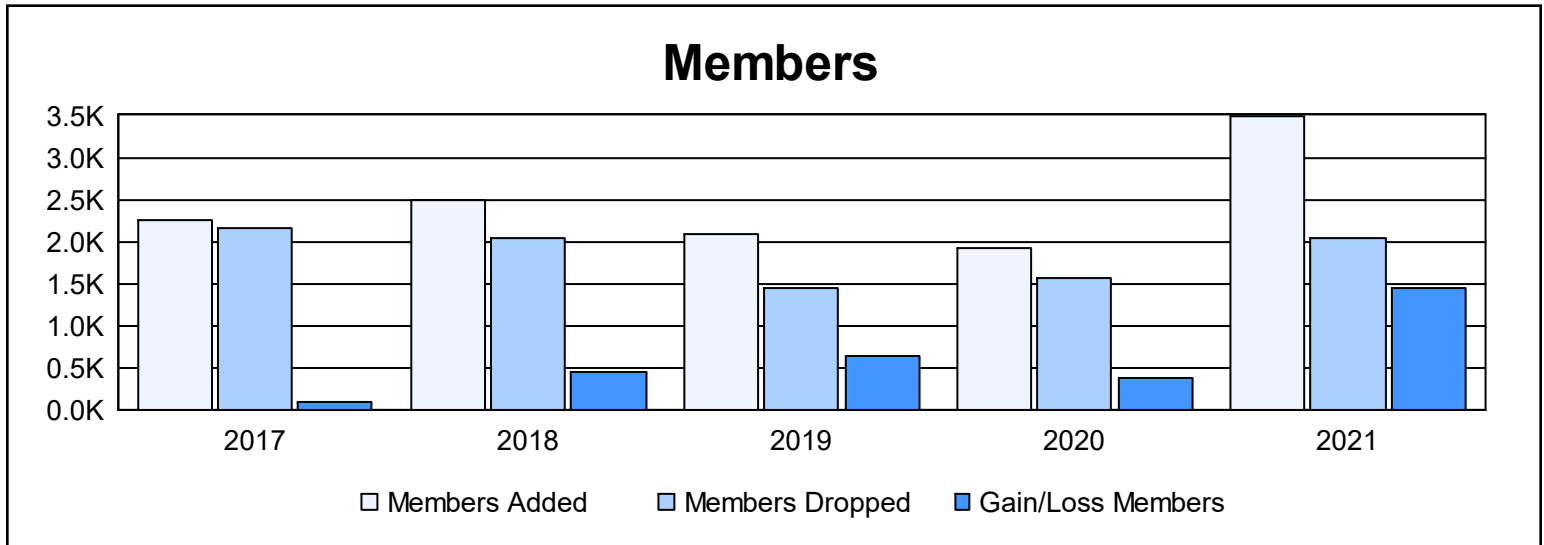
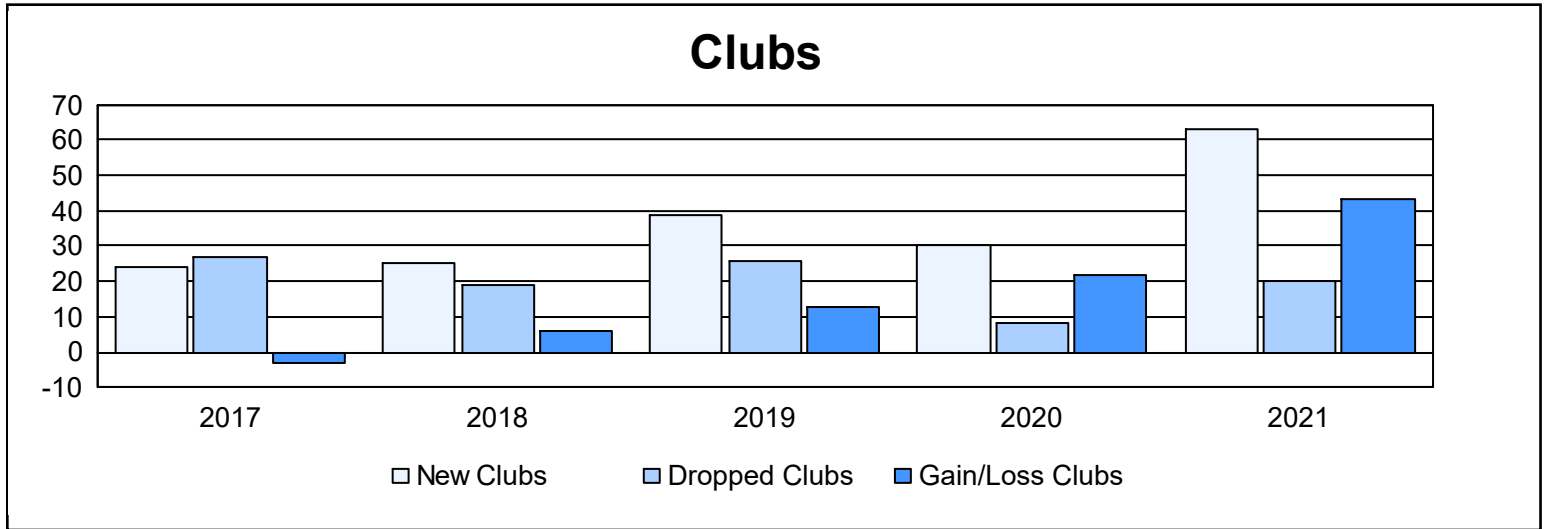
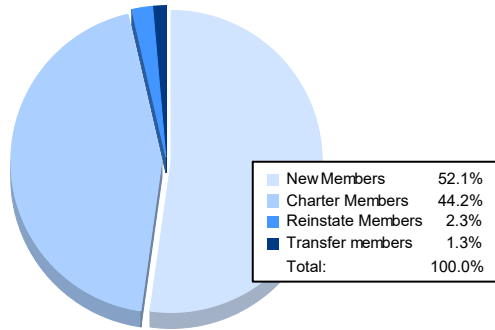


| Year | New Clubs | Dropped Clubs | Gain/ Loss Clubs | New Members | Charter Members | Reinstate Members | Transfer Members | Total Member Added | Total Members Dropped | Gain/ Loss Members |
|----------------|-----------|---------------|------------------|--------------|-----------------|-------------------|------------------|--------------------|-----------------------|--------------------|
| 2016-2017 | 24 | 27 | -3 | 1,426 | 622 | 174 | 25 | 2,247 | 2,157 | 90 |
| 2017-2018 | 25 | 19 | 6 | 1,384 | 815 | 284 | 17 | 2,500 | 2,043 | 457 |
| 2018-2019 | 39 | 26 | 13 | 1,037 | 927 | 110 | 20 | 2,094 | 1,455 | 639 |
| 2019-2020 | 30 | 8 | 22 | 962 | 814 | 137 | 16 | 1,929 | 1,561 | 368 |
| 2020-2021 | 63 | 20 | 43 | 1,819 | 1,542 | 82 | 47 | 3,490 | 2,043 | 1,447 |
| Average | 36 | 20 | 16 | 1,326 | 944 | 157 | 25 | 2,452 | 1,852 | 600 |



Membership Composition June 2021 Cumulative



Gender Composition June 2021 Cumulative

